



# Therma-Hygrometer

## Operating Instructions

order code: 810-180

**INSTRUMENT OPERATION** - Unscrew the battery cover and insert battery supplied. The instrument will display '- -' and perform a self-test before measuring the ambient temperature and humidity. For the most accurate recording of ambient temperatures, the therma-hygrometer unit should be positioned away from direct sunlight and draughts. The humidity reading is given in %rh (percentage relative humidity). This unit can be turned on or off by pressing the button on the front of the unit.

**MAX/MIN** - Press the MAX/MIN button to display the maximum reading (MAX symbol displayed). Press the MAX/MIN button again to display the minimum reading (MIN symbol displayed). Press MAX/MIN button again to return to normal readings. Hold MAX/MIN for three seconds to reset minimum and maximum temperature memory.

**Please note:** Max/Min readings are not saved so switching the thermometer off will clear the max/min readings.

**BATTERY REPLACEMENT** - Replace the battery when the display dims, using a CR2032 battery. The battery is located in the battery cover at the rear of the instrument.

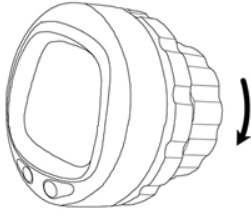
**EMC/RFI** - Instrument performance may be affected if operated within a high frequency radio field, such as near a mobile phone, or if subjected to an electrostatic shock.

**GUARANTEE** - This instrument carries a one-year guarantee against defects in either components or workmanship. During this period, products that prove to be defective will, at the discretion of ETI, be either repaired or replaced without charge. The product guarantee does not cover damage caused by fair wear and tear, abnormal storage conditions, incorrect use, accidental misuse, abuse, neglect, misapplication or modification. Full details of liability are available within ETI's Terms & Conditions of Sale at [www.etild.com/terms](http://www.etild.com/terms). In line with our policy of continuous development, we reserve the right to amend our product specification without prior notice.

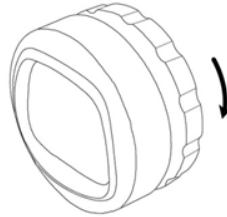
## SPECIFICATION

	temperature	humidity
range	0 to 49.9 °C	20 to 99 %rh
resolution	0.1 °C	1 %rh
accuracy	±1 °C	±5 %rh
sensor type	thermistor	capacitance
battery	3 volt CR2032 lithium coin cell	
battery life	5000 hours	
display	dual custom LCD	
dimensions	Ø50 x 41 mm	
weight	42 grams	

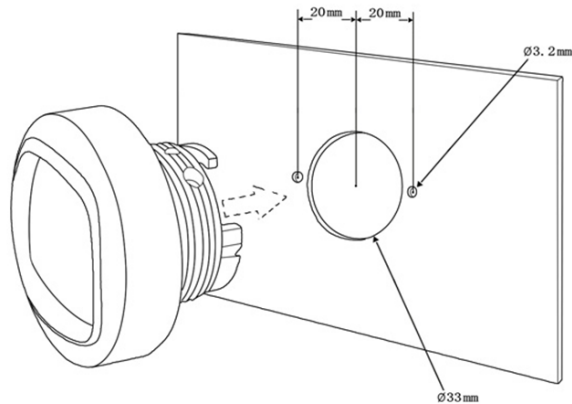
## INSTALLATION



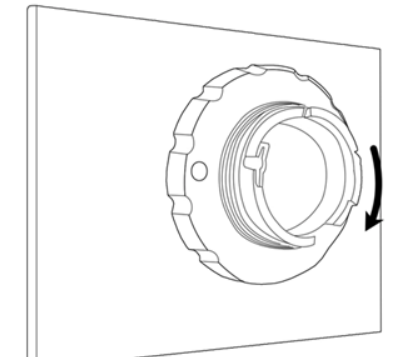
1. Rotate to open the battery cover



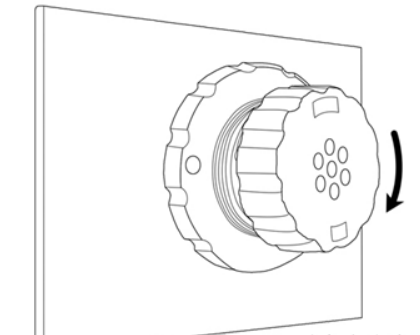
2. Rotate to unscrew the mounting ring



3. Install the unit using a template as per the diagram



4. Connect the mounting ring



5. Connect the battery cover



supplied by  
**Electronic Temperature Instruments Ltd**

Worthing · West Sussex · BN14 8HQ

tel: 01903 202151 · email: [sales@etiltd.com](mailto:sales@etiltd.com)

[www.etiltd.com](http://www.etiltd.com)



810-180/26.03.15